

# Condensing Unit Technical Data Sheet

**Model**                    **CMP14FB\_N**  
**Voltage**                **220-240V 50Hz ~1**  
**Refrigerant**           **R404A**

### APPLICATION

Application	Low Back Pressure
Refrigerant	R404A
Evaporating Temp.	-40,0 °C to -10,0 °C
Expansion	Capillar/Valve
Comp. Cooling	Fan cooled
Max. ambient temp.	43,0 °C

### COMPRESSOR

Displacement	14,17 cm <sup>3</sup>
Diameter	31,19 mm
Stroke	18,54 mm
Oil type	ISO VG 32 ESTER
Oil charge	400 cm <sup>3</sup>

### MOTOR

Nominal Power	1/2 hp
Voltage/Frequency	220-240V 50Hz
Voltage range	187-264 V
Type	CSIR
Phase number	1 PH
Locked Rotor Amps (LRA)	17,50 A
Max. Cont. Current (MCC)	5,00 A
Main W. resist. at 25°C	4,86 Ω
Start W. resist. at 25°C	17,03 Ω

### NOMINAL PERFORMANCE

Cooling Capacity	620 W
COP	1,09 W/W
EER	0,94 kCal/Wh
Input Power	567 W
Current	2,87 A

### ASHRAE

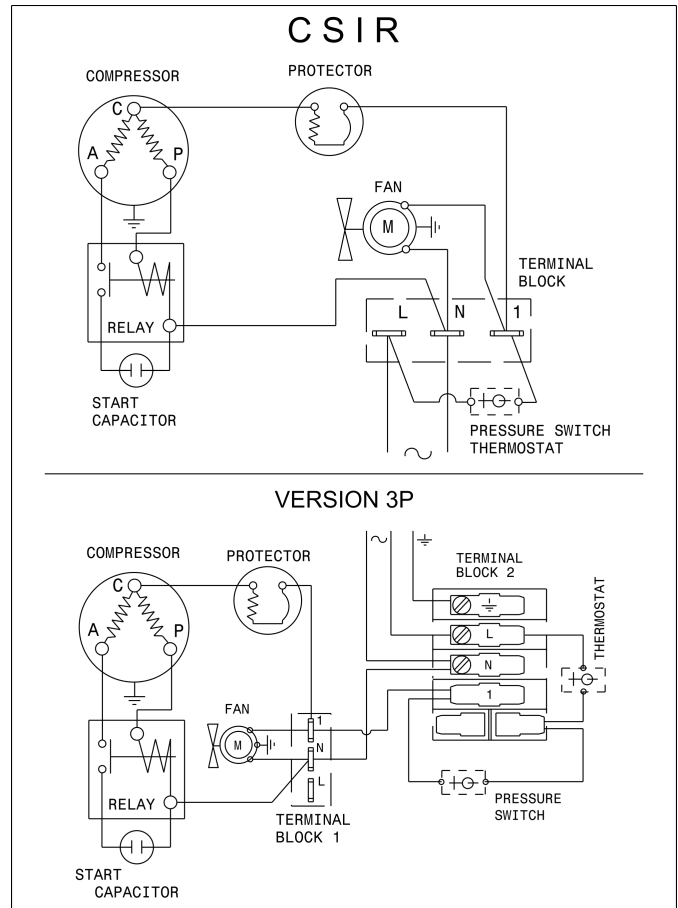
### TEST CYCLE CONDITIONS

	LBP
Evaporating temp. (T <sub>e</sub> )	-23,3 °C
Condensing temp. (T <sub>c</sub> )	55,0 °C
Liquid temp. (T <sub>liq.</sub> )	32,0 °C
Ambient temp. (T <sub>amb.</sub> )	32,0 °C
Suction temp. (T <sub>suction</sub> )	32,0 °C
Voltage/Frequency	220 V 50 Hz

### CONDENSER AND FAN DATA

Condenser type	CU-AL
Condenser model	8T 4R
Fan blade (Ø mm / °)	200 / 28
Fan motor	5W 230V 50/60Hz

### WIRING DIAGRAM



### REFRIGERATION CAPACITY (W) Evaporating Temperature (°C)

Model	Motor	-40	-35	-30	-25	-23.3			-10
						W	Winp	A	
CMP14FB_N	CSIR	267	352	461	463	620	567	2.87	1006

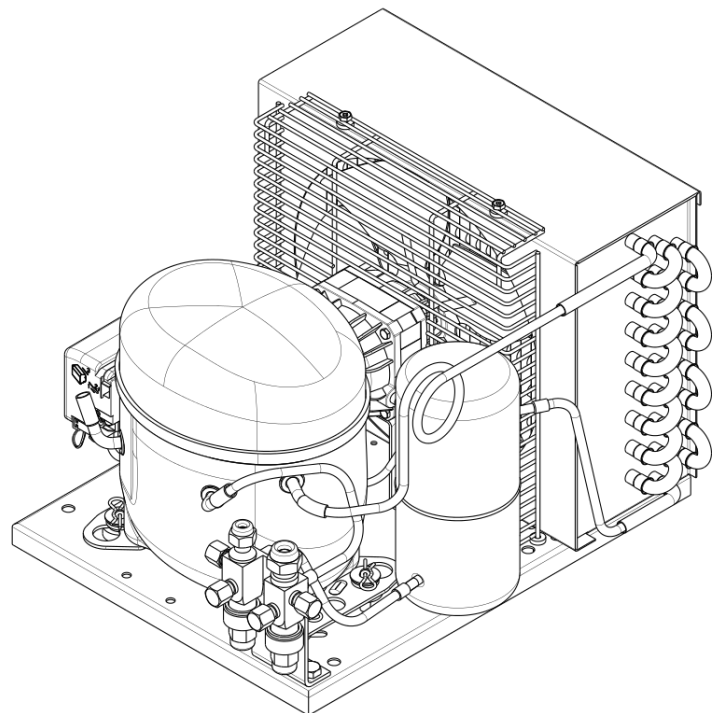
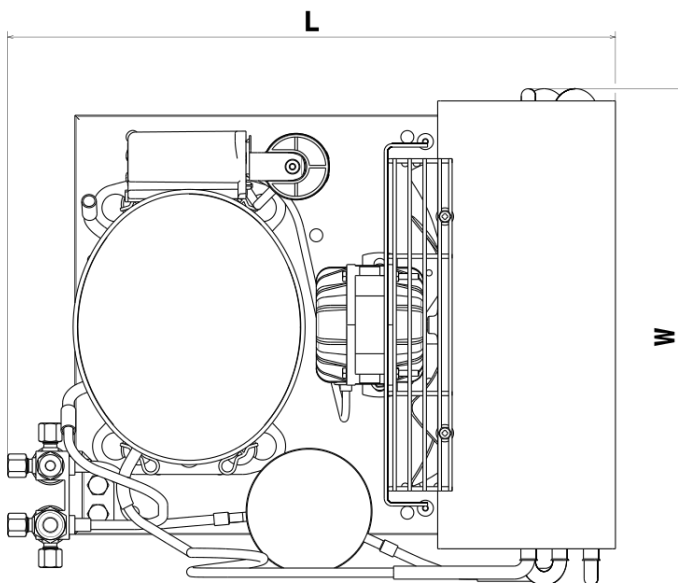
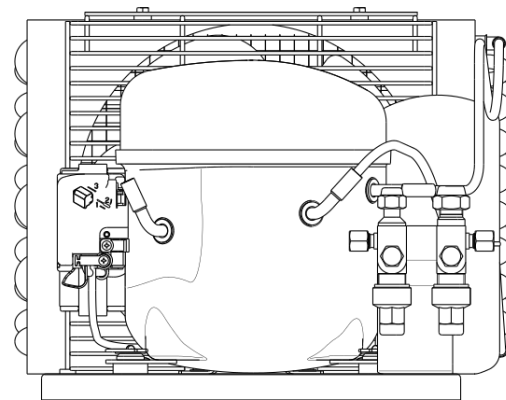
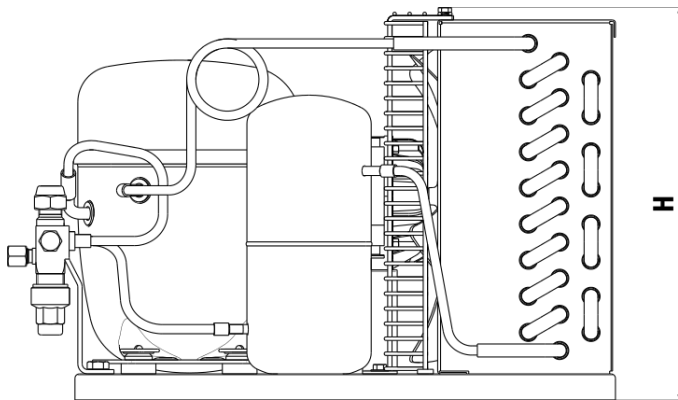
ASHRAE LBP: Condensing temperature: 55°C, Liquid temperature: 32°C, Suction temperature: 32°C, Ambient temperature: 32°C

# Condensing Unit Technical Data Sheet

## VERSIONS

VERSION 1	VERSION 2	VERSION 3	VERSION 3P	VERSION 4
<b>Tube</b>	<b>Service valve</b>	<b>Service valve and receiver</b>	<b>Service valve, receiver, pressure switch</b>	<b>Schrader valve on the service port</b>
Suction tube internal diam.: 8,1 mm Discharge tube internal diam.: 6,5 mm Net Weight: 21,5 Kg	Suction valve: 3/8" Discharge valve: 1/4" Net Weight: 22,0 Kg	Receiver vol.: 0,9 l Suction valve: 3/8" Discharge valve: 1/4" Net Weight: 22,3 Kg	Receiver vol.: 0,9 l Suction valve: 3/8" Discharge valve: 1/4" Net Weight: 23,4 Kg	Suction tube internal diam.: 8,1 mm Discharge tube internal diam.: 6,5 mm Net Weight: 21,5 Kg

## DIMENSIONS (Version 3 drawing)



VERSION 1-4 (WxLxH) (mm)	VERSION 2 (WxLxH) (mm)	VERSION 3 (WxLxH) (mm)	VERSION 3P (WxLxH) (mm)
305x385x235	315x425x235	320x425x235	330x435x245