



MODEL


EMT6152GK
embraco
Nidec
**APPROVALS**
 **ENGINEERING CODE**
513306219


 **APPROVED REFRIGERANT**
R-404A

 **POWER SUPPLY**
220-240 V 50 Hz

 **STANDARD CONDITIONS**
EN12900

 **APPLICATION**
MBP

 **COOLING CAPACITY**
406 W (MBP)

 **EFFICIENCY**
1.79 W/W (MBP)

 **MOTOR TYPE**
CSIR

 **STARTING TORQUE**
HST
DATA**General Data**

Type	Hermetic reciprocating
Technology Type	On-Off
Displacement	4.5 cm ³
Compressor Cooling	Fan/NotControlled/220
Expansion Device	Capillary Tube or Expansion Valve
Horse Power	1/4 hp
Power Supply	220-240 V 50 Hz
Evaporating Temperature Range	-20 °C to 10 °C

Electrical Data

Motor type	CSIR
Starting Torque	HST
Start Winding Resistance	21.3 Ω at 25° C
Run Winding Resistance	12.95 Ω at 25° C
Rated Load Amperage (RLA) at 50 Hz	1.35 A

Mechanical Data

Oil Charge	180 ml
Oil Type Configuration	ESTER
Oil Type Viscosity	ISO22
Weight	7.74 Kg

Electrical Components

	Description
Start Capacitor	43-53 Uf / 330 V
Starting Device	Relay MTRP-34*
Motor Protection	T0827/G6

External Characteristics

Tray Holder	Yes	
Connector	Internal Diameter	Shape
Suction	6.1 mm	Slanted 42° up + 45° to Back/Copper
Discharge	4.94 mm	Slanted parallel BP+24° to Back/Copper
Process	6.1 mm	Slanted 45° up + 45° to Back/Copper

PERFORMANCE

Rated Points

Condensing Temperature	Evaporating Temperature	Cooling Capacity	Power Consumption	Gas Flow Rate	Efficiency
45.00°C	-10.00°C	406 W	227 W	12.20 kg/h	1.79 W/W

Test Condition: EN12900MBP, Fan/NotControlled/220, Return Gas 20°C, Evaporation -10.00°C, Condensing 45.00°C, Ambient 35°C, Liquid 45°C, Subcooling 0K. Data are an indication of performance based simulation.

Performance Curve Data

Condensing Temperature 35°C

Evaporating Temperature °C	Cooling Capacity W	Power W	Gas Flow Rate kg/h	Efficiency W/W
-20	323	179	8.37	1.81
-15	398	194	10.42	2.05
-10	486	208	12.83	2.34
-5	589	221	15.69	2.67
0	707	234	19.05	3.02
5	840	246	22.99	3.42
10	990	258	27.60	3.84

Test Condition: EN12900MBP, Fan/NotControlled/220, Return Gas 20°C, Ambient 35°C, Subcooling OK. Data are an indication of performance based simulation.

Condensing Temperature 45°C

Evaporating Temperature °C	Cooling Capacity W	Power W	Gas Flow Rate kg/h	Efficiency W/W
-20	267	189	7.86	1.41
-15	331	209	9.86	1.59
-10	406	227	12.20	1.79
-5	493	246	14.98	2
0	592	264	18.26	2.24
5	705	283	22.11	2.49
10	831	301	26.61	2.76

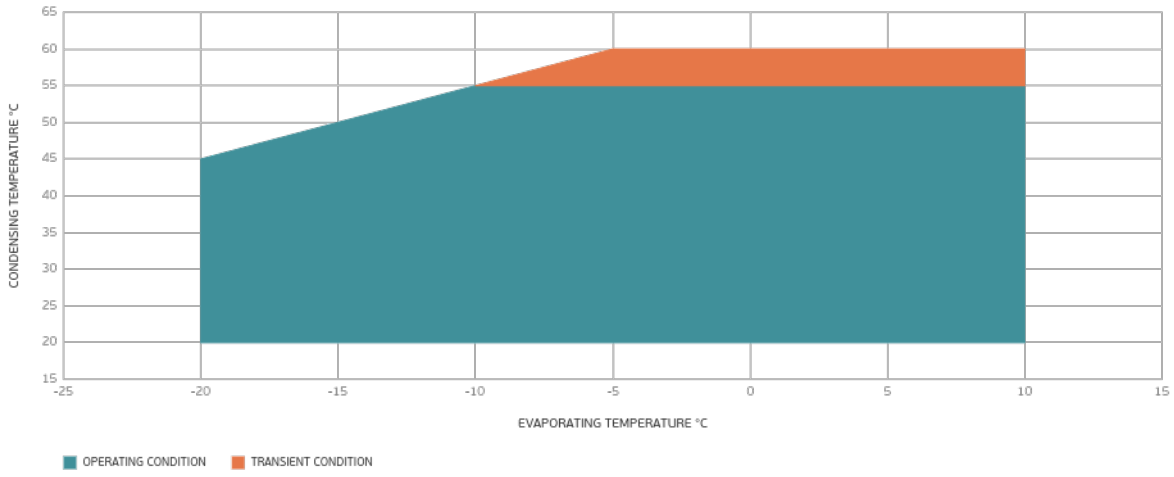
Test Condition: EN12900MBP, Fan/NotControlled/220, Return Gas 20°C, Ambient 35°C, Subcooling OK. Data are an indication of performance based simulation.

Condensing Temperature 55°C

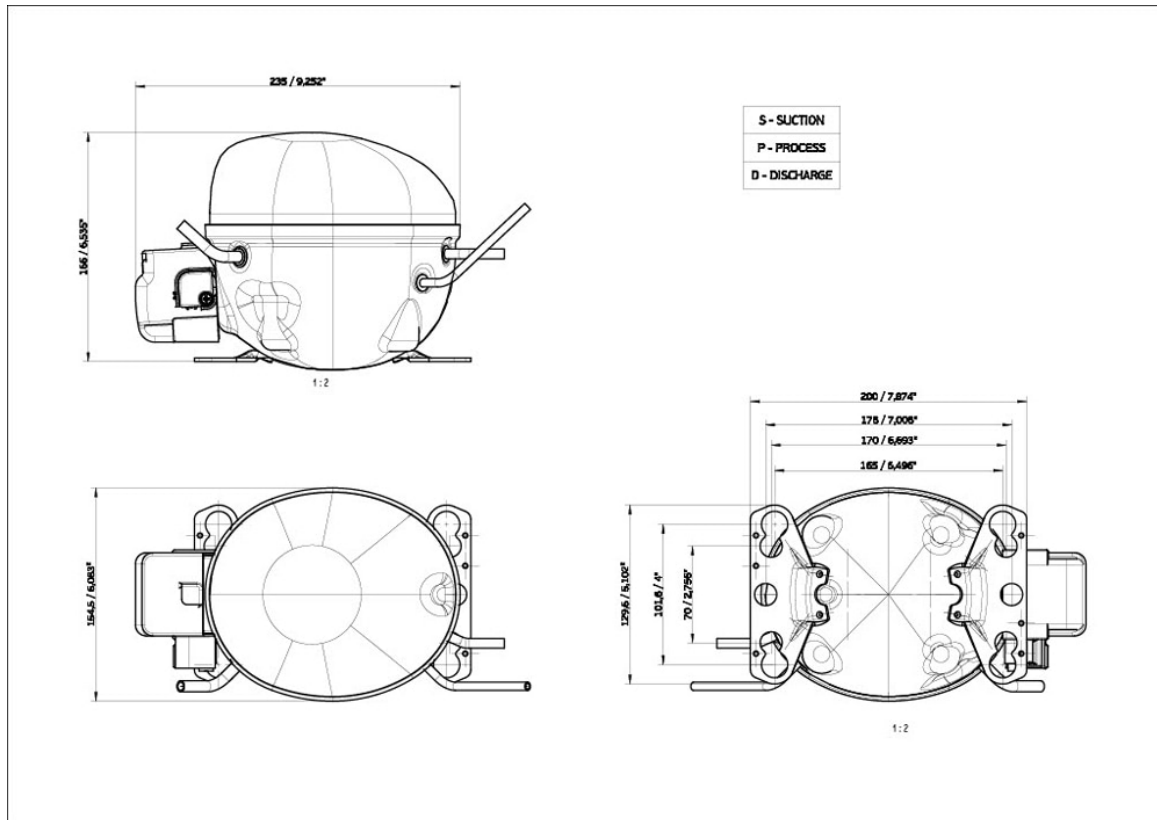
Evaporating Temperature °C	Cooling Capacity W	Power W	Gas Flow Rate kg/h	Efficiency W/W
-20	208	202	7.22	1.03
-15	261	225	9.14	1.16
-10	322	248	11.41	1.3
-5	392	271	14.10	1.45
0	472	293	17.28	1.61
5	563	316	21.02	1.78
10	665	339	25.41	1.96

Test Condition: EN12900MBP, Fan/NotControlled/220, Return Gas 20°C, Ambient 35°C, Subcooling OK. Data are an indication of performance based simulation.

Operating Envelope



External Dimensions



Wiring Diagram

SM28-4

