




APPROVALS




 **ENGINEERING CODE**
269JA51


 **APPROVED REFRIGERANT**
R-134a


 **POWER SUPPLY**
220-240 V 50 Hz

 **STANDARD CONDITIONS**
EN12900

 **APPLICATION**
HBP

 **COOLING CAPACITY**
1276 W (HBP)

 **EFFICIENCY**
1.86 W/W (HBP)

 **MOTOR TYPE**
CSIR

 **STARTING TORQUE**
HST

DATA

General Data

Type	Hermetic reciprocating
Technology Type	On-Off
Displacement	16.8 cm ³
Compressor Cooling	Fan/NotControlled/220
Fan Air Flow	520 m ³ /h
Expansion Device	Capillary Tube or Expansion Valve
Horse Power	1/2 hp
Max Condensing Pressure Operating	13.92 bar
Max Condensing Pressure Peak	15.62 bar
Power Supply	220-240 V 50 Hz
Evaporating Temperature Range	-15 °C to 10 °C

Electrical Data

Motor type	CSIR
Starting Torque	HST
Start Winding Resistance	10.63 Ω at 25° C
Run Winding Resistance	3.13 Ω at 25° C

Mechanical Data

Maximum Recommended Refrigerant Charge	350 g
Oil Charge	350 ml
Oil Type Configuration	ESTER
Oil Type Viscosity	ISO22
Pressurization	Dry air charge
Weight	11.6 Kg
Free Internal Volume	2.1 L

Electrical Components

	Description
Start Capacitor	72-88 Uf / 330 V
Starting Device	Relay MTRPH-0012-65*
Motor Protection	T0899/G6

External Characteristics

Base Plate	European	
Tray Holder	No	
Height	206 mm	
Connector	Internal Diameter	Shape
Suction	8.1 mm	Slanted 42°/Copper
Discharge	6.1 mm	Straight/Copper
Process	6.1 mm	Slanted 42°/Copper

PERFORMANCE

Rated Points

Condensing Temperature	Evaporating Temperature	Cooling Capacity	Power Consumption	Gas Flow Rate	Efficiency
50.00°C	5.00°C	1276 W	687 W	32.11 kg/h	1.86 W/W

Test Condition: EN12900HBP, Fan/NotControlled/220, Return Gas 20°C, Evaporation 5.00°C, Condensing 50.00°C, Ambient 35°C, Liquid 50°C, Subcooling 0K. Data are an indication of performance based simulation.

Performance Curve Data

Condensing Temperature 35°C

Evaporating Temperature °C	Cooling Capacity W	Power W	Gas Flow Rate kg/h	Efficiency W/W
-15	642	417	13.58	1.54
-10	821	461	17.46	1.78
-5	1034	506	22.10	2.04
0	1283	554	27.59	2.32
5	1568	603	33.98	2.6
10	1892	655	41.36	2.89

Test Condition: EN12900HBP, Fan/NotControlled/220, Return Gas 20°C, Ambient 35°C, Subcooling OK. Data are an indication of performance based simulation.

Condensing Temperature 45°C

Evaporating Temperature °C	Cooling Capacity W	Power W	Gas Flow Rate kg/h	Efficiency W/W
-15	557	440	12.92	1.27
-10	715	490	16.67	1.46
-5	904	543	21.19	1.66
0	1125	600	26.55	1.87
5	1379	660	32.84	2.09
10	1669	723	40.12	2.31

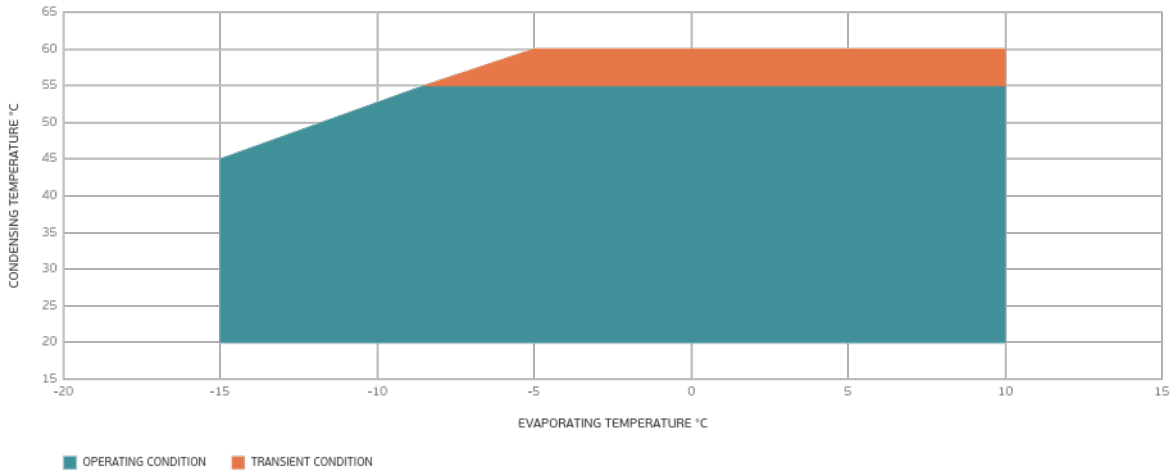
Test Condition: EN12900HBP, Fan/NotControlled/220, Return Gas 20°C, Ambient 35°C, Subcooling OK. Data are an indication of performance based simulation.

Condensing Temperature 55°C

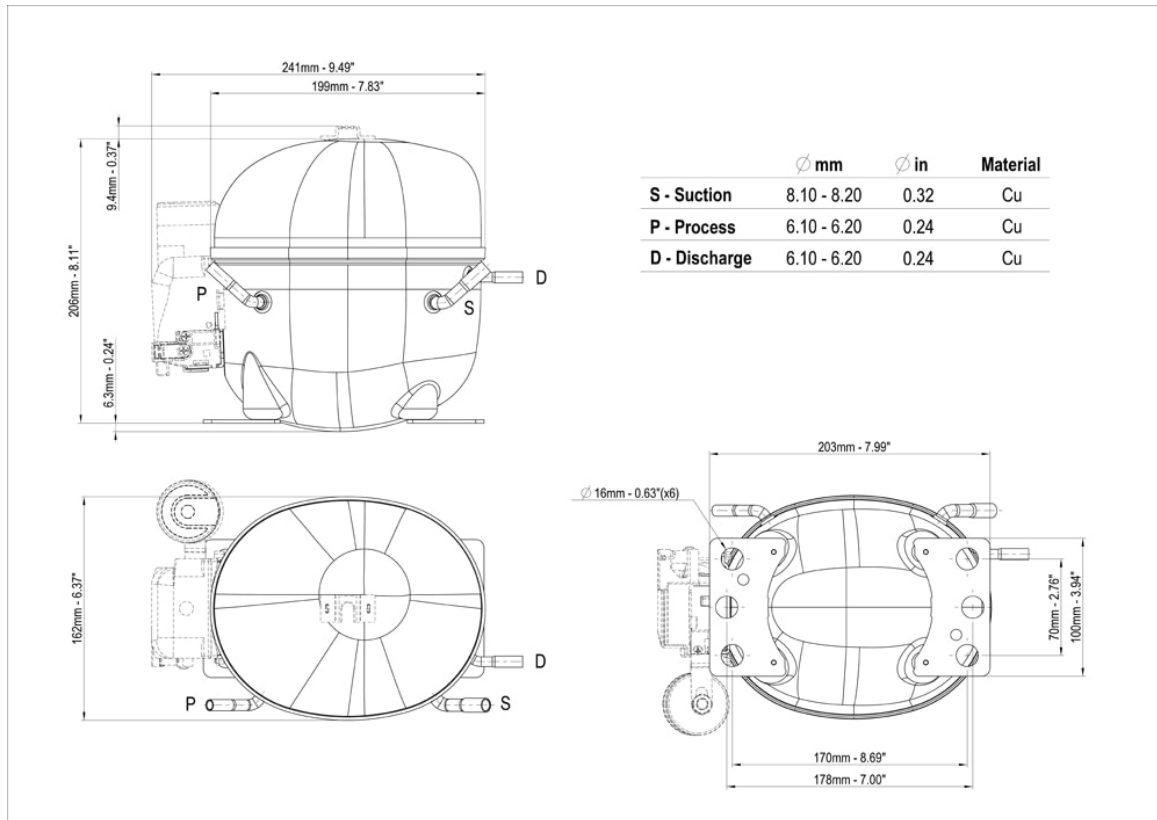
Evaporating Temperature °C	Cooling Capacity W	Power W	Gas Flow Rate kg/h	Efficiency W/W
-10	611	520	15.84	1.17
-5	774	580	20.19	1.34
0	966	643	25.39	1.5
5	1188	711	31.53	1.67
10	1442	783	38.67	1.84

Test Condition: EN12900HBP, Fan/NotControlled/220, Return Gas 20°C, Ambient 35°C, Subcooling OK. Data are an indication of performance based simulation.

Operating Envelope



External Dimensions



Wiring Diagram



Assembly Instructions

