



APPROVALS




 **ENGINEERING CODE**
9590A51


 **APPROVED REFRIGERANT**
R-404A

 **POWER SUPPLY**
220-240 V 50 Hz

 **STANDARD CONDITIONS**
EN12900

 **APPLICATION**
LBP

 **COOLING CAPACITY**
492 W (LBP)

 **EFFICIENCY**
1.14 W/W (LBP)

 **MOTOR TYPE**
CSCR

 **STARTING TORQUE**
HST

DATA

General Data

Type	Hermetic reciprocating
Technology Type	On-Off
Displacement	16.8 cm ³
Compressor Cooling	Fan/NotControlled/220
Fan Air Flow	520 m ³ /h
Expansion Device	Capillary Tube or Expansion Valve
Horse Power	1 hp
Max Condensing Pressure Operating	24.71 bar
Max Condensing Pressure Peak	27.71 bar
Power Supply	220-240 V 50 Hz
Evaporating Temperature Range	-40 °C to -10 °C

Electrical Data

Motor type	CSCR
Starting Torque	HST
Start Winding Resistance	11.03 Ω at 25° C
Run Winding Resistance	5.15 Ω at 25° C

Mechanical Data

Maximum Recommended Refrigerant Charge	350 g
Oil Charge	350 ml
Oil Type Configuration	ESTER
Oil Type Viscosity	ISO22
Pressurization	Dry air charge
Weight	11.6 Kg
Free Internal Volume	2.1 L

Electrical Components

	Description
Run Capacitor	15
Start Capacitor	88-108 Uf / 330 V
CSR / CSIR Box	YES
Starting Device	RVA6M3C-114
Motor Protection	MSP18LJ-3261

External Characteristics

Base Plate	European	
Tray Holder	No	
Height	206 mm	
Connector	Internal Diameter	Shape
Suction	8.1 mm	Slanted 42°/Copper
Discharge	6.1 mm	Straight/Copper
Process	6.1 mm	Slanted 42°/Copper

PERFORMANCE

Rated Points

Condensing Temperature	Evaporating Temperature	Cooling Capacity	Power Consumption	Gas Flow Rate	Efficiency
40.00°C	-35.00°C	492 W	431 W	13.20 kg/h	1.14 W/W

Test Condition: EN12900LBP, Fan/NotControlled/220, Return Gas 20°C, Evaporation -35.00°C, Condensing 40.00°C, Ambient 35°C, Liquid 40°C, Subcooling OK. Data are an indication of performance based simulation.

Performance Curve Data

Condensing Temperature 35°C

Evaporating Temperature °C	Cooling Capacity W	Power W	Gas Flow Rate kg/h	Efficiency W/W
-40	396	371	10.06	1.07
-35	525	426	13.40	1.23
-30	686	486	17.58	1.41
-25	878	549	22.61	1.6
-20	1100	615	28.52	1.79
-15	1353	686	35.34	1.97
-10	1635	760	43.09	2.15

Test Condition: EN12900LBP, Fan/NotControlled/220, Return Gas 20°C, Ambient 35°C, Subcooling OK. Data are an indication of performance based simulation.

Condensing Temperature 45°C

Evaporating Temperature °C	Cooling Capacity W	Power W	Gas Flow Rate kg/h	Efficiency W/W
-35	431	440	12.46	0.98
-30	566	509	16.44	1.11
-25	727	583	21.28	1.25
-20	916	664	26.98	1.38
-15	1130	751	33.59	1.5
-10	1369	844	41.12	1.62

Test Condition: EN12900LBP, Fan/NotControlled/220, Return Gas 20°C, Ambient 35°C, Subcooling OK. Data are an indication of performance based simulation.

Condensing Temperature 55°C

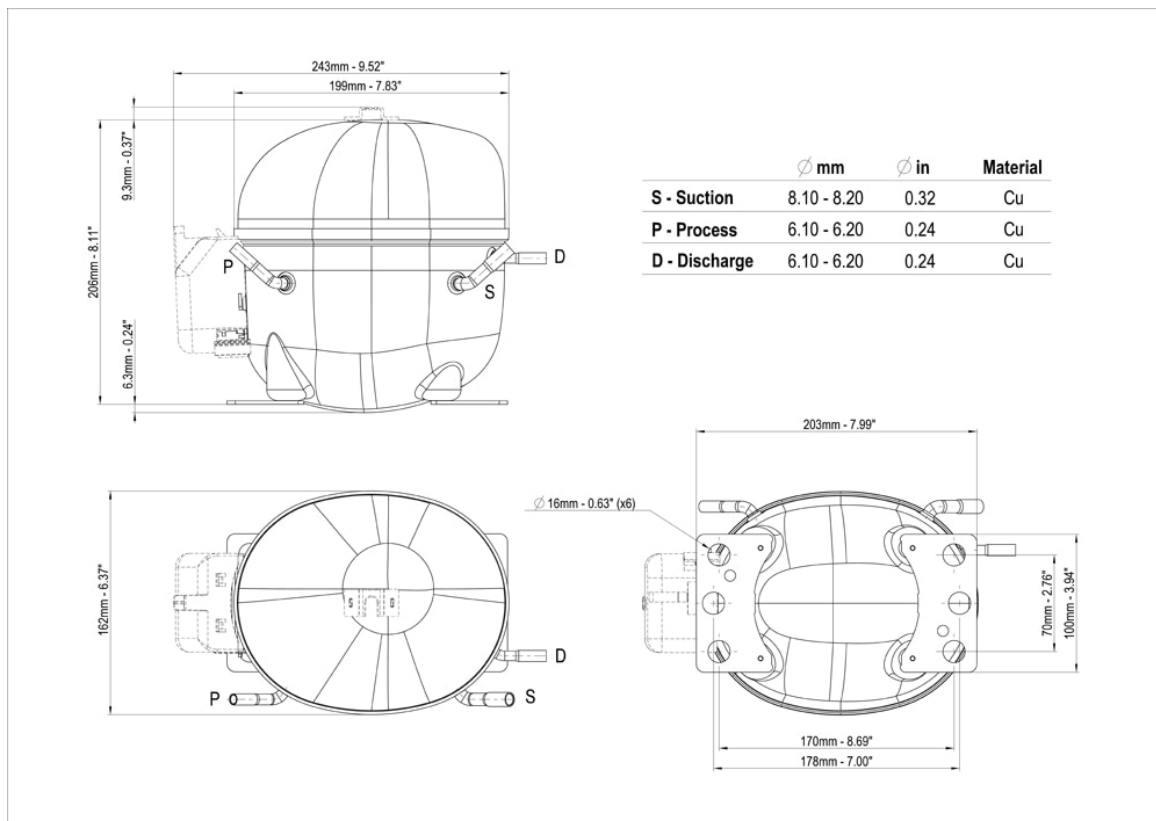
Evaporating Temperature °C	Cooling Capacity W	Power W	Gas Flow Rate kg/h	Efficiency W/W
-30	442	527	15.09	0.84
-25	572	610	19.68	0.94
-20	725	702	25.14	1.03
-15	899	803	31.49	1.12
-10	1094	913	38.75	1.2

Test Condition: EN12900LBP, Fan/NotControlled/220, Return Gas 20°C, Ambient 35°C, Subcooling OK. Data are an indication of performance based simulation.

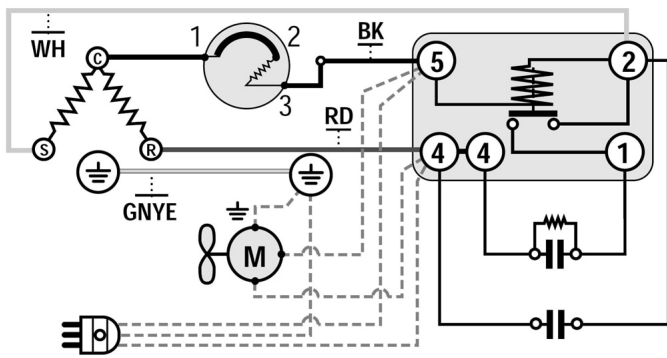
Operating Envelope



External Dimensions



Wiring Diagram



Assembly Instructions

