

APPROVALS



ENGINEERING CODE
144CA11

APPROVED REFRIGERANT
R-134a

POWER SUPPLY
220-240 V 50 Hz

STANDARD CONDITIONS
EN12900

APPLICATION
HBP

COOLING CAPACITY
2009 W

EFFICIENCY
2.16 W/W

MOTOR TYPE
CSIR

STARTING TORQUE
HST

DATA

General Data

Type	Hermetic reciprocating
Technology Type	On-Off
Displacement	26.1 cm ³
Compressor Cooling	Fan
Fan Air Flow	800 m ³ /h
Expansion Device	Capillary Tube or Expansion Valve
Horse Power	3/4 hp
Max Condensing Pressure Operating	13.92 bar
Max Condensing Pressure Peak	15.62 bar
Power Supply	220-240 V 50 Hz
Evaporating Temperature Range	-15 °C to 10 °C

Electrical Data

Motor type	CSIR
Starting Torque	HST
Start Winding Resistance	13.62 Ω at 25° C
Run Winding Resistance	2.11 Ω at 25° C

Mechanical Data

Maximum Recommended Refrigerant Charge	800 g
Oil Charge	750 ml
Oil Type Configuration	Polyolester
Oil Type Viscosity	ISO22
Pressurization	Dry air charge
Weight	21 Kg
Free Internal Volume	3.9 L

Electrical Components

	Description
CSR / CSIR Box	yes
Starting Device	Potential relay RVA403C-123
Motor Protection	Internal 15HM1994
Start Capacitor	88-108 7F / 330V

External Characteristics

Base Plate	Large	
Tray Holder	No	
Height	265 mm	
Connector	Internal Diameter	Shape
Suction	9.6 mm	Vertical
Discharge	8 mm	Slanted 65°
Process	6.42 mm	Vertical

PERFORMANCE

Rated Points

Condensing Temperature	Evaporating Temperature	Cooling Capacity	Power Consumption	Current	Gas Flow Rate	Efficiency
50.00°C	5.00°C	2009 W	931 W	5.41 A	50.40 kg/h	2.16 W/W

Test Condition: EN12900, Fan, Return Gas 20°C, Evaporation 5.00°C, Condensing 50.00°C, Ambient 35°C, Liquid 50°C. Data in accordance to EN12900 guideline polynomial curve.

Performance Curve Data

Condensing Temperature 35°C

Evaporating Temperature °C	Cooling Capacity W	Power W	Current A	Gas Flow Rate kg/h	Efficiency W/W
-15	1032	605	4.41	21.81	1.71
-10	1354	667	4.55	28.82	2.03
-5	1709	721	4.69	36.54	2.37
0	2115	771	4.83	45.46	2.74
5	2589	822	4.97	56.08	3.15
10	3149	880	5.12	68.88	3.58

Test Condition: EN12900, Fan, HBP. Data in accordance to EN12900 guideline polynomial curve.

Condensing Temperature 45°C

Evaporating Temperature °C	Cooling Capacity W	Power W	Current A	Gas Flow Rate kg/h	Efficiency W/W
-15	830	594	4.41	19.24	1.4
-10	1114	676	4.61	25.99	1.65
-5	1425	751	4.81	33.43	1.9
0	1781	822	5.03	42.05	2.17
5	2199	895	5.26	52.36	2.46
10	2697	975	5.5	64.84	2.76

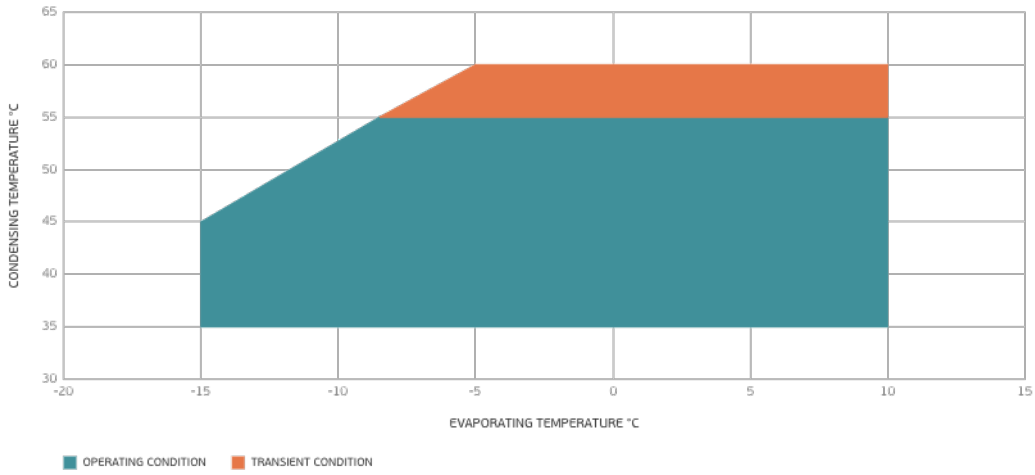
Test Condition: EN12900, Fan, HBP. Data in accordance to EN12900 guideline polynomial curve.

Condensing Temperature 55°C

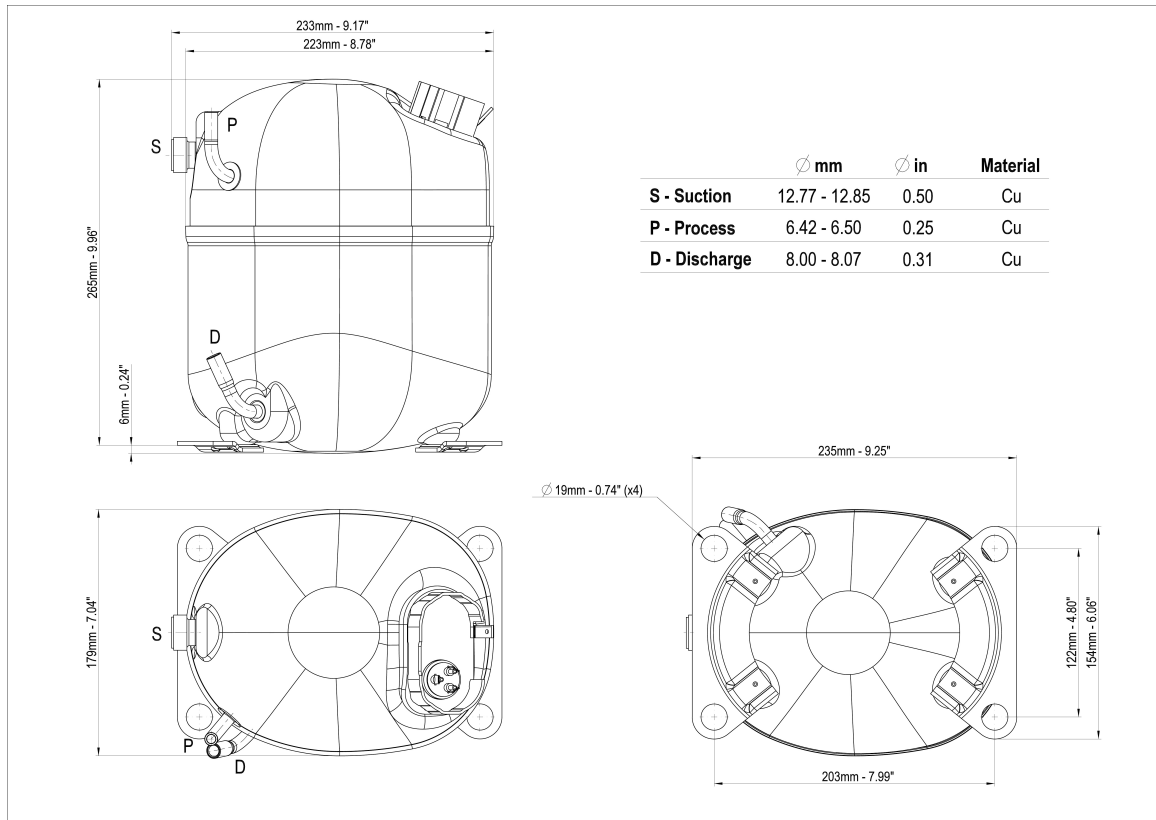
Evaporating Temperature °C	Cooling Capacity W	Power W	Current A	Gas Flow Rate kg/h	Efficiency W/W
-10	876	685	4.67	22.68	1.28
-5	1148	780	4.94	29.91	1.47
0	1457	872	5.24	38.31	1.67
5	1821	967	5.55	48.38	1.88
10	2260	1071	5.89	60.60	2.11

Test Condition: EN12900, Fan, HBP. Data in accordance to EN12900 guideline polynomial curve.

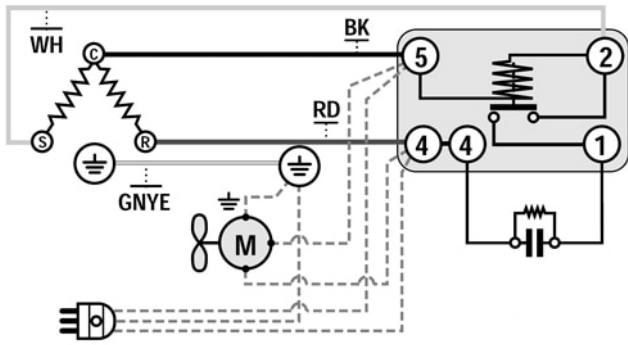
Operating Envelope



External Dimensions



Wiring Diagram



Assembly Instructions

