

Diameter: **560 mm**

R10_-56LP_-ES50B-04C10



Nominal data according to standard EN 60335:	
Phase	1~
Nominal voltage	230 V
Nominal voltage range	200-240 V
Frequency	50-60 Hz
Input power	240 W
Input current	1.68 A
Nominal speed	950 RPM
Min. ambient temperature	-25 °C
Protection class	IP54
Insulation class	130

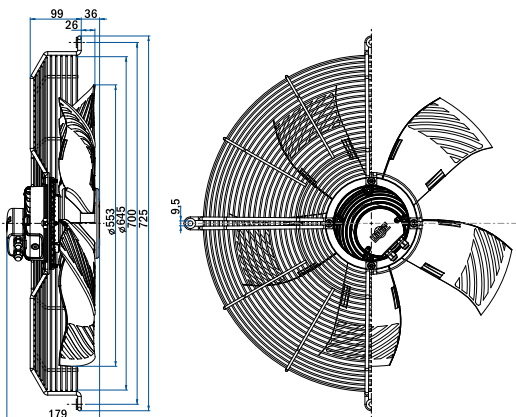
ErP data according to EU regulation 327/2011:	
Overall efficiency	45.0 %
Measurement category	A
Efficiency category	static
Efficiency grade N	54.9
Variable speed drive	INTEGRATED
Power input	280 W
Air flow	5269 m ³ /h
Pressure drop	80 Pa
Rotational speed	953 RPM
Specific ratio	1.00

General notes	
Connection diagram: 0302-0-0006	See section Connection diagrams
Guard grills & wall-plates	See section Accessories
Standards compliance	See introduction page

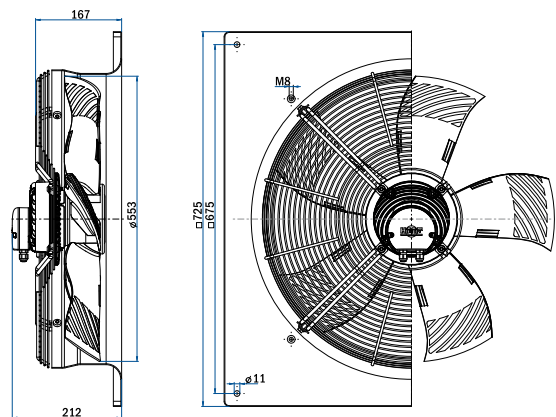
Dimensions and fan ordering information

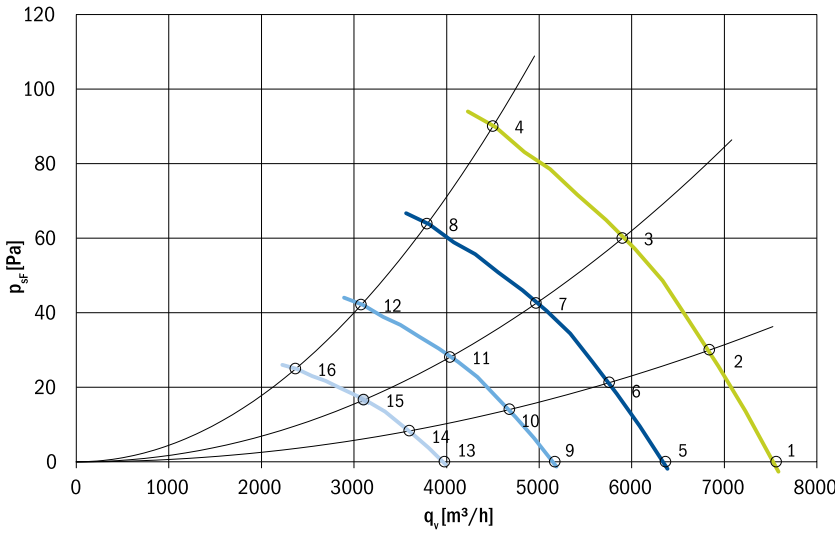


Type: R10R-56LPS-ES50B-04C10
Code: 0310-4-0135
Weight: 6.0 kg



Type: R10P-56LPS-ES50B-04C10
Code: 0310-4-0136
Weight: 13.7 kg





Aerodynamic characteristic:

- measured in full bell mouth without guard grill
- installation category A according to ISO 5801

Sound power level:

- measured on pressure side
- fan mounted in full bell mouth without guard grill
- measured according to ISO 3741; installation type A

The values given may vary according to actual installation in the unit.

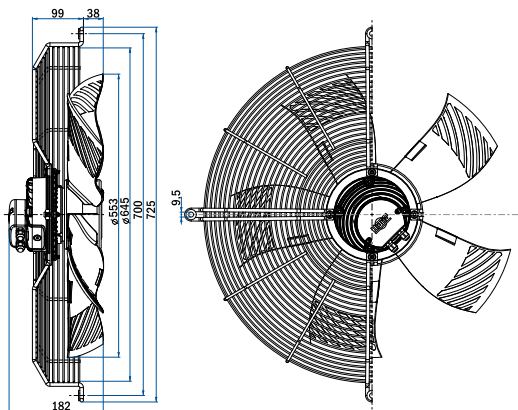
Definition of symbols

- U [V]** Supply voltage
- f [Hz]** Frequency
- n [RPM]** Fan speed
- qv [m³/h]** Air flow
- psf [Pa]** Pressure drop
- Pe [W]** Power input
- I [A]** Current
- Lwa [dB (A)]** Sound power level A weighted
- Ta max [°C]** Max. ambient temperature

	U [V]	f [Hz]	n [RPM]	qv [m³/h]	psf [Pa]	Pe [W]	I [A]	Lwa out [dB (A)]	Ta max [°C]
1	230	50	950	7560	0	188	1.28	70	65
2	230	50	950	6840	30	219	1.48	69	65
3	230	50	950	5900	60	251	1.68	66	65
4	230	50	950	4500	90	272	1.82	66	65
5	230	50	800	6366	0	113	0.80	66	65
6	230	50	800	5760	21	134	0.93	65	65
7	230	50	800	4968	43	151	1.04	62	65
8	230	50	800	3789	64	162	1.11	62	65
9	230	50	650	5173	0	62	0.47	61	65
10	230	50	650	4680	14	74	0.54	60	65
11	230	50	650	4037	28	82	0.60	57	65
12	230	50	650	3079	42	88	0.64	56	65
13	230	50	500	3979	0	31	0.26	54	65
14	230	50	500	3600	8	36	0.29	53	65
15	230	50	500	3105	17	41	0.32	51	65
16	230	50	500	2368	25	44	0.35	49	65



Type: R10R-56LPB-ES50B-04C10
Code: 0310-4-0137
Weight: 6.0 kg



Type: R10P-56LPB-ES50B-04C10
Code: 0310-4-0138
Weight: 13.7 kg

