
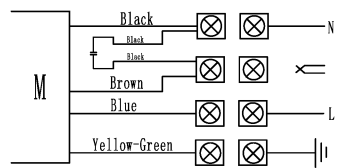


MTA605RF AXIAL FAN MOTOR
 220V 50Hz 1.15A 230W 
 10 μF/450V 900r/min CL.B

SINGLE-PHASE WIRING DIAGRAM



AXIAL FAN

Unit:axial fan

Type:

Motor:single phase motor with capacitor

Customer:

Motor type:MTA605RF

Customer type:

Type	Voltage V	Frequency Hz	Input power W	Current A	Speed r/min ±5%	Air volume m ³ /h	Noise level dBA	Capacitor μF/VDB
MTA605RF	220	50	230	1.15	900	4900	66	10 μF/450

Insulation class : B

Operating type: S1

Permissible ambient temperature : -30~60°C

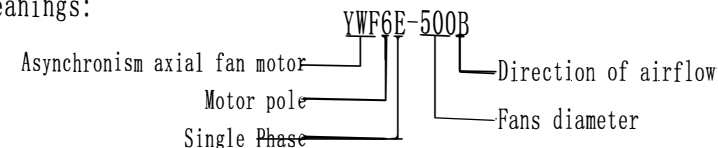
Temperature increase: ΔT≤85k

Motor protection:thermocontact 150±5°C

Bearings: ball bearings

License: CE

Model meanings:



Electrical connection:lead wire 0.75mm

Direction of rotation:clockwise(sucking),Airflow direction:"B" looking at rotor side

High-voltage test according to EN 60335-1 1800V

Material/Surface treatment:rotor with condensation drain holes varnished black, stator temperature protected

Balance grade:G6.3 Fan balanced dynamically in two planes

APPROX. WEIGHT

MEANS

DRN. BY

CHD. BY

ENG. BY

APP. BY

A4

SCALE

SHEET: of